

BMA Adapters

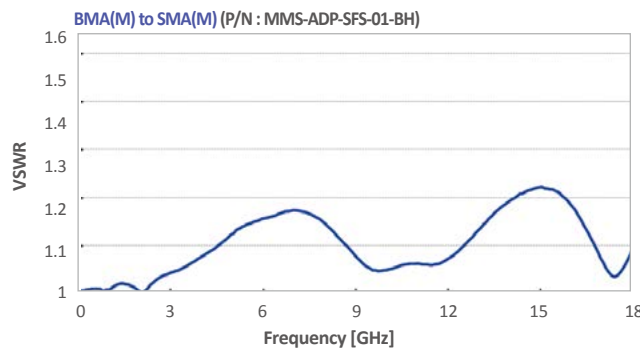
► BMA to SMA

Electrical

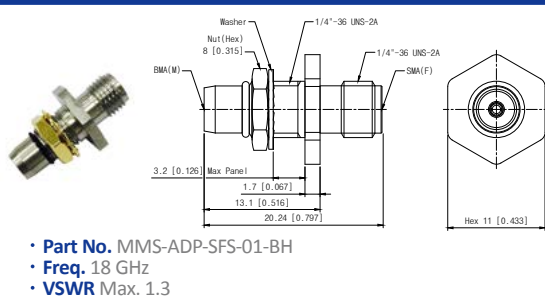
Frequency	DC to 18 GHz	
Insertion Loss	0.3 dB max. @ 18 GHz	
VSWR	1.22:1(@18GHz)	
Temperature	- 40°C to + 125°C	

Materials

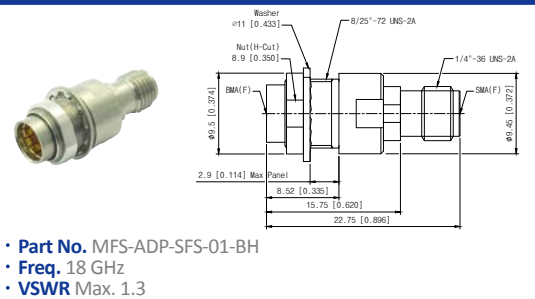
Body	Stainless steel / BeCu (Gold plated)	Passivated
Center Contact	Brass / BeCu	Gold Plated
Insulator	PTFE	-



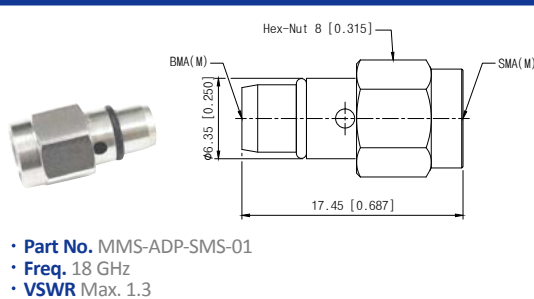
BMA (M) - Bulkhead SMA (F)



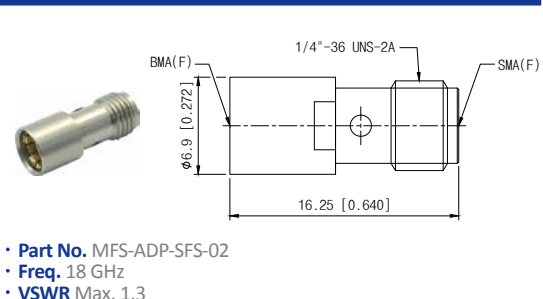
BMA (F) - Bulkhead SMA (F)



BMA (M) - SMA (M)



BMA (F) - SMA (F)



BMA (F) - SMA (M)

